






Hospital:
Uhaveonline Budget Cost Worksheet
Date:

| Total Monthly Cost | Current Program | |
|--|-----------------|--|
| | | |
| Total Warehouse Storage Costs  | | |
| Inventory Control / IT Systems | | |
| Labor and Staffing (People x Wage) | | |
| Redundant purchases / Redeployment (Logistics)  | | |
| Liquidation  | | |
| Disposal Costs  | | |
| Miscellaneous Costs  | | |
| | | |
| Monthly Total Costs | | |
| Annual Total Costs | | |
| | | |
| | | |

**Annual numbers are based on 20 day work month